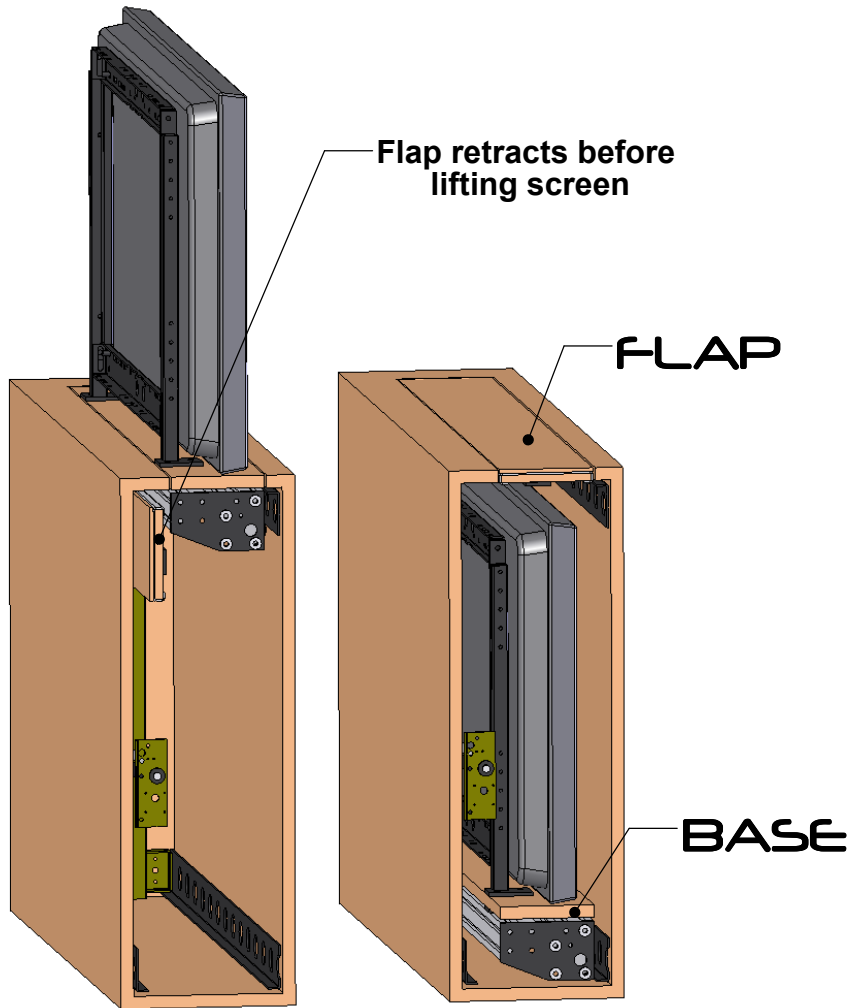
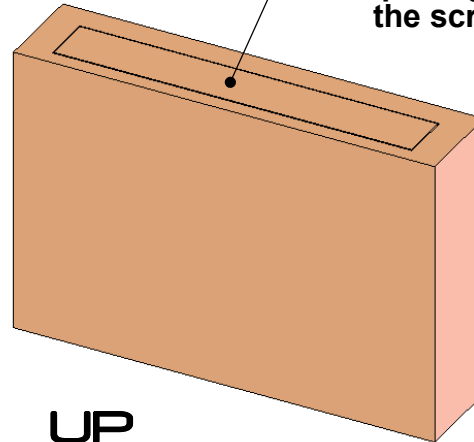


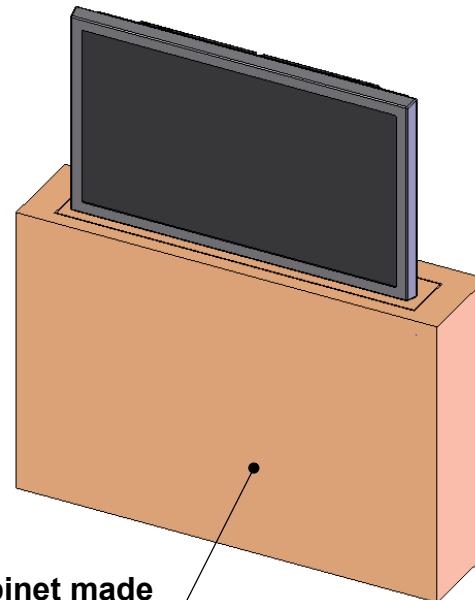
FL - Flat Screen Lift 10" to 23"



DOWN Electric lid fills opening when the screen is down



UP



FUNCTION

The FL range of lifts suits smaller LCD screens up to 23". A flap is electrically opened before lifting the screen. This is the neatest look of all lift options.

SUITABILITY

Five widths and five heights give 25 sizes.

Comes with a universal VESA 100 screen mounting system. Custom mounts also possible.

SPECIFYING

Choose screen first.

Work out cabinet size.

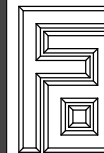
Cabinet can be made while the lift is assembled by us.

CONTROL

Supplied with basic infrared remote control. Can be learnt by many learning remotes.

Also has switch control so can be operated by relays, switches, Crestron/AMX or Lutron systems.

www.futureautomation.co.uk



FL 10"-23"

Flat ScreenLift with Flap Mechanism

26/08/2005

Sheet 1 of 3

WARNING

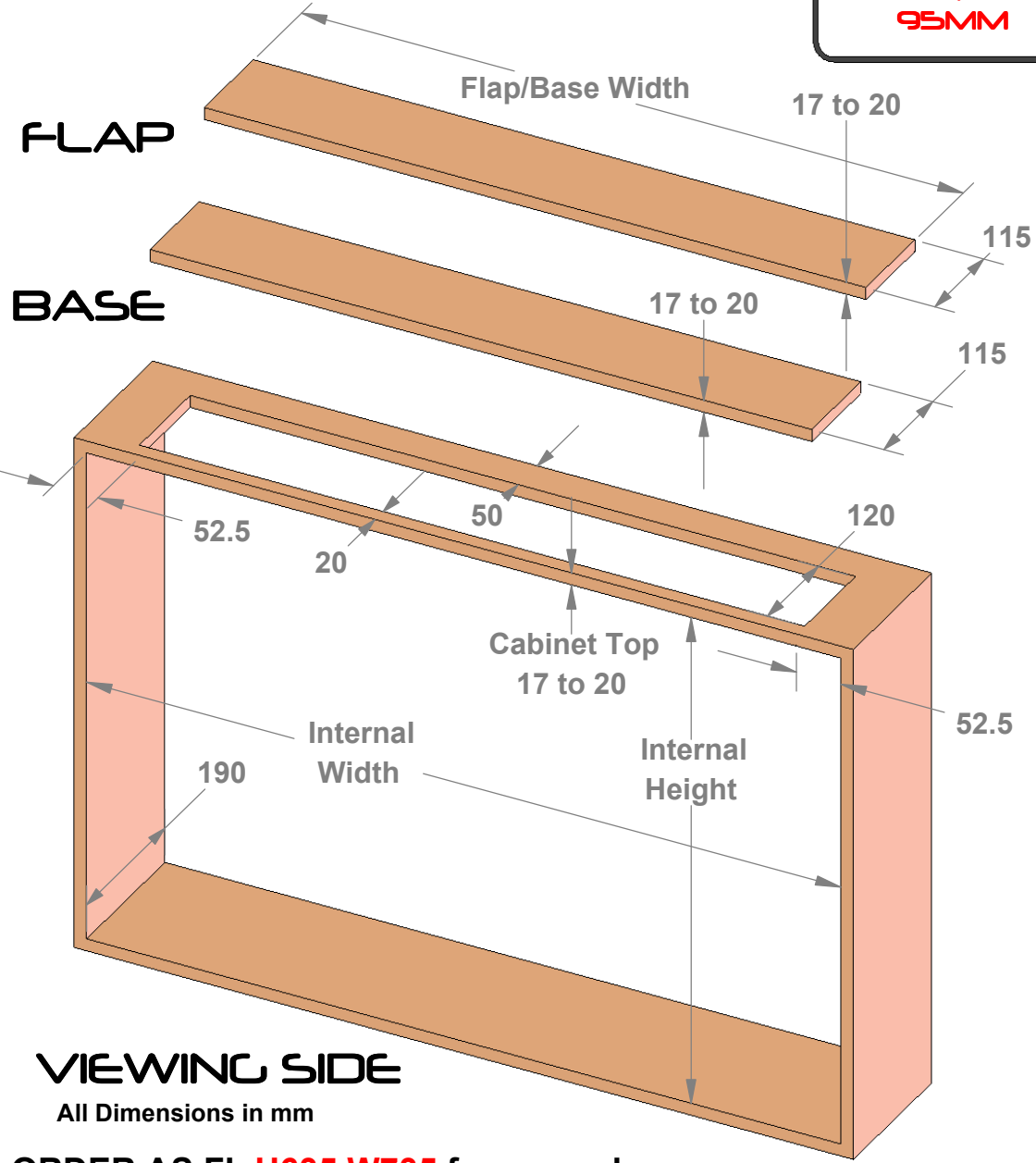
IT IS THE RESPONSIBILITY OF THE INSTALLER TO WARN ALL POTENTIAL END USERS OF THE DANGERS OF INTERFERING WITH MECHANISMS DURING OPERATION

IMPORTANT

MECHANISMS WHICH LIFT OR MOVE WEIGHTS NEED TO BE CHECKED ON A YEARLY BASIS FOR ANY DAMAGE WHICH MAY RESULT IN AN ACCIDENT.

FL - 10" to 23"

MAX SCREEN THICKNESS IS 95MM



SCREEN MAX HEIGHT	INTERNAL HEIGHT	HEIGHT FOR SWIVEL
285	H435	H485
335	H485	H535
385	H535	H585
435	H585	H635
485	H635	

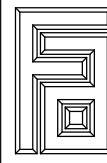
SCREEN MAX WIDTH	INTERNAL WIDTH	FLAP/BASE WIDTH
415	W535	425
515	W635	525
615	W735	625
715	W835	725
815	W935	825

VIEWING SIDE
All Dimensions in mm

ORDER AS FL **H635 W735** for example

IMPORTANT
See the next page for further information and useful notes on installation and cabinet construction.

www.futureautomation.co.uk



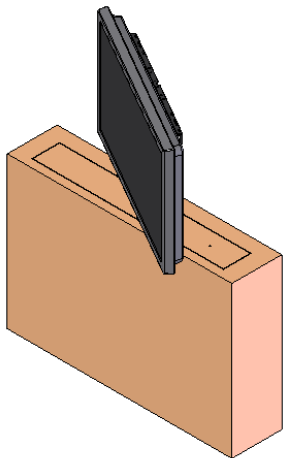
FL 10" - 23"
Flat ScreenLift with Flap Mechanism

26/08/2005 Sheet 2 of 3

FL - 10" to 23"

IMPORTANT NOTES FOR CABINET CONSTRUCTION

- Start with screen size. Make sure the dimensions you have don't include the stand as a support framework will be supplied with the mechanism. Make sure the size includes any clip on speakers required. If the screen is deeper than 95mm you will need to look at our larger PL range of lifts.
- The height and width are critical so make to the exact size in the chart. The lift mechanism will be slightly smaller than this. The depth of the cabinet can be increased.
- Full front or back access is required to insert the mechanism.
- For safety reasons it is advisable for the cabinet top to be held on with dowels. This will allow the top to lift off if a hand is placed in the opening when the screen is lifting.



FLS

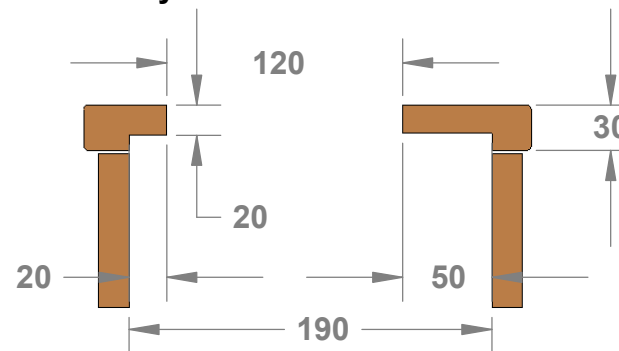
With the swivel version the screen rotates around its centre so make sure the cabinet is set away from any walls.


A 75mm hole will be required in the centre of the base to clear the swivel mechanism.

Specify CW or CCW when ordering. Up to 180 degrees can be set as the maximum in 15 degree intervals.

THICKER CABINET TOP

This section shows the use of a thicker cabinet top of 30mm. This is possible but the top thickness in the area of the mechanism must only be the 17 to 20mm shown on the previous page.



www.futureautomation.co.uk	
	FL 10"-23" Flat ScreenLift with Flap Mechanism
26/08/2005	Sheet 3 of 3